


COR-ACC500

UL-LISTED 1200LB MAGNETIC LOCK




Our COR-ACC500 magnetic lock is widely used in commercial and industrial applications. It is perfect for use on doors and gates that close against a fixed stop. All of the lock components are carefully designed, manufactured, and tested to ensure superior quality.

- APPLY 1200 LBS HOLDING FORCE IN AN INSTANT
- HEAVY DUTY, ALUMINUM ALLOY CONSTRUCTION
- RELEASE WITH NO RESIDUAL MAGNETISM
- DOOR TEMPLATE, INSTRUCTIONS, INSTALLATION HARDWARE KIT INCLUDED

Jumper Settings

Jumper Setting for 24VDC Operation

Jumper Setting for 12VDC Operation (Default Setting)

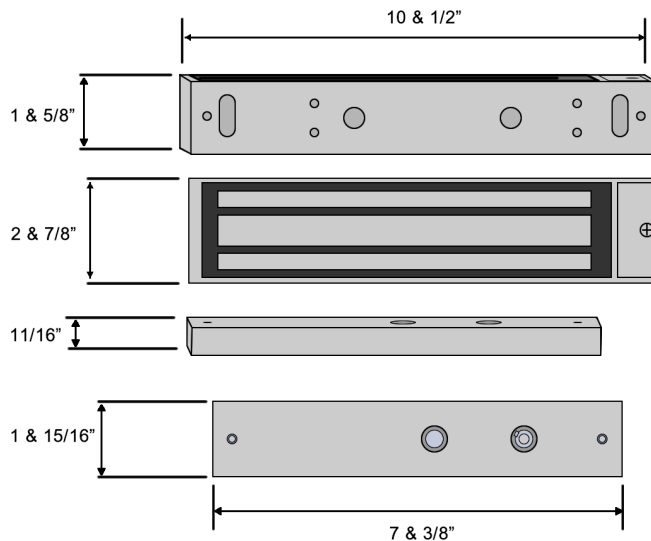


Door Contact Relay



Remove the side plate, if necessary for installation, using the tool provided

Dimensions



SPECIFICATIONS

Design	Surface mount
Holding Force	1200lbs
Contact Relay	Built-in, terminal block connector
Protection	Built-in voltage spike suppressor
Indicator	LED
Power	12VDC or 24VDC
Current	360mA/12VDC, 180mA/24VDC

RELATED PRODUCTS

Z-Bracket for COR-ACC150 Maglock



COR-ACC12Z

Indoor Card Reader & Fingerprint Scanner



COR-ACC999

Microwave Motion Sensor



COR-ACC440

Red Push-to-Exit Device



COR-400IL

COR-ACC500

